



| 2025 ANNUAL REPORT

550 High Street
Sillers Building - 18th Floor
Jackson, Mississippi 39201

601-359-5029 | www.beam.ms.gov

@BEAMOffice






TABLE OF CONTENTS

GRANTS

BROADBAND EQUITY, ACCESS, AND
DEPLOYMENT (BEAD)4

CAPITAL PROJECTS FUND (CPF) 16

BROADBAND INFRASTRUCTURE
PROGRAM (BIP) 21

PARTNERS

ENGINEERING 25

MAPPING AND SOFTWARE DEVELOPMENT27

COMPLIANCE AND AUDIT27

Dear Legislators,

Mississippi has made historic strides in broadband connectivity this year. Public and private investments have propelled the state to:

- 20th nationwide in fiber internet coverage
- 10th nationwide in rural fiber access
- 84% of households now connected¹
- Remaining unserved locations funded and slated to be built out

The BEAM staff navigated significant federal programmatic changes this year that were designed to make all programs more efficient. Key 2025 accomplishments were:

- Completion of the \$32 million Federal Broadband Infrastructure Program Grant
- Additional rounds of funding for the Capital Projects Fund Public Wi-Fi Grant
- Submission of the BEAD Final Proposal, including development of the application portal, scoring of applications, and preliminary award determinations
- Processed over \$15 million in grant reimbursement requests

Additionally, BEAM's public-facing broadband availability map now reflects the most recent awards and identifies the provider responsible for building the infrastructure. I invite you to view the map at <https://www.broadbandms.com/beadmap> to see which providers are currently offering service in your area, as well as those awarded funding under BEAD or other programs. This tool offers valuable information for you and your constituents.

Details on BEAM's three funding streams are included in this report. Our staff is always available to answer questions regarding buildouts and timelines. Please call us at 601-359-5029 or email info@beam.ms.gov. I also encourage you to follow our social media for award announcements and updates, and to join our email list at www.beam.ms.gov for regular updates.

As always, do not hesitate to reach out to me personally at 601-757-7446.




Kindest Regards,

A handwritten signature in black ink that reads "Sally Doty".

Sally Burchfield Doty
Director of BEAM

¹<https://www.reviews.org/internet-near-me/ms/>



BROADBAND

EQUITY, ACCESS, AND

DEPLOYMENT (BEAD)

The Broadband Equity, Access, and Deployment (BEAD) grant from the National Telecommunications and Information Administration (NTIA) requires Mississippi to connect every unserved household without access to high-speed internet. This program is BEAM's largest funding source (\$1.2 billion allocated for Mississippi) and stems from the federal Infrastructure Investment and Jobs Act.

The BEAD program had significant changes in 2025. NTIA issued a Restructuring Policy Notice on June 6, 2025, that deleted the preference for fiber buildouts and shortened the timeline to make BEAD awards to just 90 days. During this timeline, BEAM redesigned portions of the Mississippi BEAD application, took applications from providers, reviewed and scored applications, made preliminary award determinations, and posted the awards for public comments for 14 days. Additionally, BEAM administered the 30-day comment and objection period for the preliminary awards as required by Mississippi Statute.

BEAD Awards by Technology Type

85.61% Fiber
13.83% Low Earth Orbit Satellite
<1% Coaxial Cable/Hybrid Fiber



COMPLETED BEAD OBJECTIVES:

PRELIMINARY AWARD DETERMINATIONS

For the last three years, BEAM and all state broadband offices across the nation have been working through the steps required to release BEAD funding. Most recently, in September 2025, BEAM submitted the Draft Final Proposal to NTIA for review and approval. This document details all of Mississippi’s BEAD eligible locations as well as which provider has been preliminarily awarded funding to build service to these locations, pending NTIA approval. Please note that the number of eligible locations and dollar value of awards as listed in this document may differ slightly as BEAM is in process of finalizing the Draft Final Proposal with NTIA as of the publication of this report.

BEAM made preliminary determinations totaling approximately \$513 million to serve approximately 93,000 BEAD-eligible locations (locations with speeds less than 100Mbps download and 20Mbps upload). The average cost per passing is approximately \$5,500. A table of awards can be found on the following pages, and an interactive map with address-level data can be found at www.broadbandms.com/beadmap.

BEAD Provider Summary

	Sum of Preliminary Awardee Locations	Sum of Preliminary Awardee BEAD Award
Amazon Kuiper Commercial Services	7,725	\$4,635,000.00
AT&T	34,704	\$224,646,968.51
Bruce Telephone Company, Inc.	3,101	\$37,154,449.24
CableSouth Media III, LLC d/b/a SwyftFiber	5,832	\$40,496,914.83
Comcast Cable Communications, LLC	10,758	\$44,620,446.00
Conexon Connect LLC	13,282	\$66,459,243.75
Franklin Telephone Co., Inc.	1,527	\$7,715,674.50
Mediacom LLC	199	\$741,963.33
Space Exploration Technologies Corp.	5,179	\$4,407,831.54
TEC of Jackson, Inc	6,088	\$57,017,312.40
TecInfo Communications, LLC	587	\$3,518,872.50
Telepak Networks, Inc.	4,302	\$22,338,413.40
Grand Total	93,284	\$513,753,090.00

Preliminary BEAD Awards as Submitted to NTIA

*For fiber buildouts, certain high cost locations were awarded to less costly low earth orbit satellite providers.

PAU Name	Preliminary Awardee #1	Preliminary Awardee #1 Locations	Preliminary Awardee #1 BEAD Award	Preliminary Awardee #2	Preliminary Awardee #2 Locations	Preliminary Awardee #2 BEAD Award
Adams 1	Amazon Kuiper Commercial Services	47	\$28,200.00			
Adams 2	Conexon Connect LLC	1,466	\$6,609,258.75	Space Exploration Technologies Corp.	11	\$8,590.72
Adams 3	Conexon Connect LLC	517	\$2,673,156.75	Space Exploration Technologies Corp.	50	\$39,814.81
Adams 4	Conexon Connect LLC	315	\$907,013.25	Space Exploration Technologies Corp.	27	\$20,958.45
Amite 1	Conexon Connect LLC	329	\$2,048,252.25	Amazon Kuiper Commercial Services	46	\$27,600.00
Amite 2	Conexon Connect LLC	97	\$359,721.00	Amazon Kuiper Commercial Services	2	\$1,200.00
Amite 3	Conexon Connect LLC	1,039	\$8,032,538.25	Amazon Kuiper Commercial Services	21	\$12,600.00
Amite 4	CableSouth Media III, LLC d/b/a SwyftFiber	369	\$1,970,043.52			
Attala 1	Bruce Telephone Company, Inc.	616	\$6,517,380.99	Amazon Kuiper Commercial Services	40	\$24,000.00
Attala 2	AT&T	449	\$3,050,639.77	Amazon Kuiper Commercial Services	22	\$13,200.00
Attala 3	Bruce Telephone Company, Inc.	1,324	\$177,32,410.34	Space Exploration Technologies Corp.	84	\$70,650.66
Attala 4	AT&T	80	\$1,355,417.00	Amazon Kuiper Commercial Services	5	\$3,000.00
Attala 5	Bruce Telephone Company, Inc.	1,043	\$9,899,554.06	Space Exploration Technologies Corp.	50	\$41,312.50
Benton 1	Amazon Kuiper Commercial Services	54	\$32,400.00			
Benton 2	AT&T	835	\$7,559,352.26	Amazon Kuiper Commercial Services	102	\$61,200.00
Benton 3	Amazon Kuiper Commercial Services	281	\$168,600.00			
Benton 4	AT&T	149	\$385,492.74	Space Exploration Technologies Corp.	178	\$133,500.00
Bolivar 1	AT&T	99	\$1,189,018.64	Amazon Kuiper Commercial Services	243	\$145,800.00
Bolivar 2	Techno Communications, LLC	587	\$3,518,872.50	Amazon Kuiper Commercial Services	240	\$144,000.00
Bolivar 3	Amazon Kuiper Commercial Services	10	\$6,000.00			
Bolivar 4	Amazon Kuiper Commercial Services	207	\$124,200.00			
Calhoun 1	AT&T	538	\$3,225,323.34	Amazon Kuiper Commercial Services	31	\$18,600.00
Calhoun 2	AT&T	140	\$1,803,416.90	Amazon Kuiper Commercial Services	13	\$7,800.00
Carroll 1	AT&T	48	\$457,572.38	Amazon Kuiper Commercial Services	76	\$45,600.00
Carroll 2	Amazon Kuiper Commercial Services	175	\$105,000.00			
Chickasaw 1	AT&T	623	\$6,741,717.32	Amazon Kuiper Commercial Services	20	\$12,000.00
Chickasaw 2	AT&T	75	\$677,054.95	Space Exploration Technologies Corp.	3	\$2,334.38
Choctaw 1	Amazon Kuiper Commercial Services	47	\$28,200.00			
Claiborne 1	AT&T	559	\$175,570.38	Space Exploration Technologies Corp.	5	\$3,856.38

Preliminary BEAD Awards as Submitted to NTIA

PAU Name	Preliminary Awardee #1	Preliminary Awardee #1 Locations	Preliminary Awardee #1 BEAD Award	Preliminary Awardee #2	Preliminary Awardee #2 Locations	Preliminary Awardee #2 BEAD Award
Claiborne 2	Conexon Connect LLC	250	\$1,567,089.75	Amazon Kuiper Commercial Services	77	\$46,200.00
Claiborne 3	AT&T	357	\$112,126.34			
Claiborne 4	Conexon Connect LLC	202	\$1,361,266.50	Amazon Kuiper Commercial Services	1	\$600.00
Claiborne 5	Franklin Telephone Co., Inc.	27	\$332,722.50	Amazon Kuiper Commercial Services	41	\$24,600.00
Claiborne 6	Conexon Connect LLC	466	\$2,243,469.75	Space Exploration Technologies Corp.	2	\$1,594.32
Claiborne 7	AT&T	1,057	\$331,981.91	Space Exploration Technologies Corp.	27	\$23,313.65
Clarke 1	Amazon Kuiper Commercial Services	237	\$142,200.00			
Clarke 2	Amazon Kuiper Commercial Services	155	\$93,000.00			
Coahoma 1	Amazon Kuiper Commercial Services	245	\$147,000.00			
Coahoman 2	Amazon Kuiper Commercial Services	1	\$600.00			
Copiah 1	Comcast Cable Communications, LLC	2,844	\$13,320,335.00			
Copiah 2	Comcast Cable Communications, LLC	2,211	\$7,667,907.00			
Covington 1	CableSouth Media III, LLC d/b/a SwyftFiber	751	\$5,086,726.67	Amazon Kuiper Commercial Services	29	\$17,400.00
Desoto 1	Amazon Kuiper Commercial Services	64	\$38,400.00			
Desoto 2	AT&T	44	\$696,966.19	Amazon Kuiper Commercial Services	16	\$9,600.00
Desoto 3	AT&T	226	\$439,673.01	Amazon Kuiper Commercial Services	136	\$81,600.00
Forrest 1	Amazon Kuiper Commercial Services	31	\$18,600.00			
Forrest 2	AT&T	224	\$1,958,804.42	Space Exploration Technologies Corp.	23	\$19,727.46
Forrest 3	Space Exploration Technologies Corp.	2	\$2,033.06			
Franklin 1	Conexon Connect LLC	109	\$965,164.50	Amazon Kuiper Commercial Services	42	\$25,200.00
Franklin 2	Franklin Telephone Co., Inc.	140	\$658,660.00	Amazon Kuiper Commercial Services	158	\$94,800.00
Franklin 3	Conexon Connect LLC	564	\$3,123,842.25	Amazon Kuiper Commercial Services	22	\$13,200.00
Franklin 4	Conexon Connect LLC	308	\$2,819,457.00	Amazon Kuiper Commercial Services	19	\$11,400.00
Franklin 5	Conexon Connect LLC	108	\$759,444.00	Amazon Kuiper Commercial Services	86	\$51,600.00
George 1	Amazon Kuiper Commercial Services	2	\$1,200.00			
George 2	AT&T	97	\$779,395.00	Amazon Kuiper Commercial Services	7	\$4,200.00
George 3	AT&T	79	\$634,765.00	Amazon Kuiper Commercial Services	4	\$2,400.00
Greene 1	Amazon Kuiper Commercial Services	-	\$-			
Greene 2	Amazon Kuiper Commercial Services	104	\$62,400.00			

Preliminary BEAD Awards as Submitted to NTIA

PAU Name	Preliminary Awardee #1	Preliminary Awardee #1 Locations	Preliminary Awardee #1 BEAD Award	Preliminary Awardee #2	Preliminary Awardee #2 Locations	Preliminary Awardee #2 BEAD Award
Grenada 1	AT&T	60	\$1,295,000.00	Amazon Kuiper Commercial Services	46	\$27,600.00
Grenada 2	AT&T	58	\$501,219.62			
Hancock 1	Mediacom LLC	199	\$741,963.33	Amazon Kuiper Commercial Services	2	\$1,200.00
Harrison 1	AT&T	727	\$5,841,445.00	Amazon Kuiper Commercial Services	53	\$31,800.00
Harrison 2	Amazon Kuiper Commercial Services	6	\$3,600.00			
Hinds 1	Comcast Cable Communications, LLC	3,121	\$14,070,662.00			
Hinds 2	Telepak Networks, Inc.	918	\$4,614,390.27	Space Exploration Technologies Corp.	30	\$32,547.17
Hinds 3	AT&T	113	\$302,943.49	Amazon Kuiper Commercial Services	6	\$3,600.00
Hinds 4	Telepak Networks, Inc.	173	\$581,132.81	Space Exploration Technologies Corp.	6	\$5,400.82
Hinds 5	Telepak Networks, Inc.	1,792	\$9,518,928.90	Space Exploration Technologies Corp.	27	\$24,371.09
Holmes 1	Amazon Kuiper Commercial Services	76	\$45,600.00			
Holmes 2	AT&T	1,071	\$10,777,254.14	Space Exploration Technologies Corp.	437	\$377,982.05
Humphreys 1	Amazon Kuiper Commercial Services	129	\$77,400.00			
Humphreys 2	Franklin Telephone Co., Inc.	276	\$1,743,850.50	Amazon Kuiper Commercial Services	345	\$207,000.00
Humphreys 3	AT&T	178	\$1,514,442.93	Amazon Kuiper Commercial Services	36	\$21,600.00
Jackson 1	Amazon Kuiper Commercial Services	36	\$21,600.00			
Jackson 2	AT&T	122	\$183,000.00	Amazon Kuiper Commercial Services	15	\$9,000.00
Jackson 3	Amazon Kuiper Commercial Services	26	\$15,600.00			
Jackson 4	Amazon Kuiper Commercial Services	6	\$3,600.00			
Jackson 5	Space Exploration Technologies Corp.	17	\$14,250.00			
Jasper 1	TEC of Jackson, Inc	649	\$3,572,786.00			
Jasper 2	TEC of Jackson, Inc	706	\$7,614,765.75			
Jasper 3	Amazon Kuiper Commercial Services	36	\$21,600.00			
Jefferson 1	Conexon Connect LLC	226	\$1,428,090.00	Space Exploration Technologies Corp.	5	\$3,814.94
Jefferson 2	Conexon Connect LLC	111	\$1,207,009.50	Amazon Kuiper Commercial Services	4	\$2,400.00
Jefferson 3	Conexon Connect LLC	139	\$420,166.50			
Jefferson 4	Conexon Connect LLC	1,195	\$6,730,410.75	Space Exploration Technologies Corp.	16	\$12,196.24
Jefferson Davis 1	CableSouth Media III, LLC d/b/a SwyftFiber	3,012	\$21,503,029.09	Space Exploration Technologies Corp.	34	\$30,849.54
Jones 1	Amazon Kuiper Commercial Services	159	\$95,400.00			
Jones 2	AT&T	61	\$533,424.42	Amazon Kuiper Commercial Services	220	\$132,000.00

Preliminary BEAD Awards as Submitted to NTIA

PAU Name	Preliminary Awardee #1	Preliminary Awardee #1 Locations	Preliminary Awardee #1 BEAD Award	Preliminary Awardee #2	Preliminary Awardee #2 Locations	Preliminary Awardee #2 BEAD Award
Jones 3	Amazon Kuiper Commercial Services	78	\$46,800.00			
Kemper 1	Amazon Kuiper Commercial Services	162	\$97,200.00			
Kemper 2	AT&T	2,374	\$18,541,960.53	Space Exploration Technologies Corp.	135	\$105,958.43
Lamar 1	AT&T	1,029	\$9,269,313.29	Space Exploration Technologies Corp.	164	\$144,268.75
Lamar 2	AT&T	85	\$765,686.71	Space Exploration Technologies Corp.	75	\$60,700.02
Lamar 3	Space Exploration Technologies Corp.	14	\$11,529.41			
Lauderdale 1	Amazon Kuiper Commercial Services	99	\$59,400.00			
Lawrence 1	CableSouth Media III, LLC d/b/a SwyftFiber	94	\$826,980.93	Amazon Kuiper Commercial Services	21	\$12,600.00
Lawrence 11	Conexon Connect LLC	201	\$109,528.50	Space Exploration Technologies Corp.	300	\$234,694.79
Lawrence 12	CableSouth Media III, LLC d/b/a SwyftFiber	382	\$1,424,856.85	Space Exploration Technologies Corp.	3	\$2,340.36
Lawrence 2	CableSouth Media III, LLC d/b/a SwyftFiber	129	\$896,921.25	Space Exploration Technologies Corp.	7	\$12,535.71
Leake 1	AT&T	1,479	\$9,961,986.95	Space Exploration Technologies Corp.	104	\$105,132.58
Leake 2	AT&T	811	\$3,588,213.48	Space Exploration Technologies Corp.	7	\$6,751.83
Leake 3	AT&T	87	\$465,591.58	Amazon Kuiper Commercial Services	2	\$1,200.00
Leake 4	AT&T	524	\$3,103,853.80	Space Exploration Technologies Corp.	69	\$64,752.95
Leake 5	AT&T	121	\$1,993,368.40	Amazon Kuiper Commercial Services	20	\$12,000.00
Leake 6	AT&T	1,917	\$8,169,884.69	Space Exploration Technologies Corp.	190	\$192,374.37
Lee 1	AT&T	152	\$470,047.61	Amazon Kuiper Commercial Services	22	\$13,200.00
Leflore 1	Amazon Kuiper Commercial Services	189	\$113,400.00			
Leflore 2	AT&T	149	\$512,625.52	Amazon Kuiper Commercial Services	14	\$8,400.00
Lincoln 12	Conexon Connect LLC	892	\$5,324,005.50	Space Exploration Technologies Corp.	16	\$12,408.25
Lincoln 22	Conexon Connect LLC	415	\$398,270.25	Amazon Kuiper Commercial Services	73	\$43,800.00
Lincoln 32	Conexon Connect LLC	660	\$2,277,810.75	Amazon Kuiper Commercial Services	4	\$2,400.00
Lincoln 33	Conexon Connect LLC	55	\$320,965.50	Amazon Kuiper Commercial Services	10	\$6,000.00
Madison 1	Comcast Cable Communications, LLC	777	\$5,679,733.00			
Madison 2	Comcast Cable Communications, LLC	53	\$213,378.00			
Madison 3	Telepak Networks, Inc.	324	\$1,902,129.06	Space Exploration Technologies Corp.	2	\$1,794.48
Madison 4	AT&T	692	\$2,809,221.87	Space Exploration Technologies Corp.	118	\$99,364.72
Marion 1	CableSouth Media III, LLC d/b/a SwyftFiber	148	\$1,806,018.52	Amazon Kuiper Commercial Services	10	\$6,000.00
Marion 2	CableSouth Media III, LLC d/b/a SwyftFiber	138	\$394,786.29	Amazon Kuiper Commercial Services	11	\$6,600.00

Preliminary BEAD Awards as Submitted to NTIA

PAU Name	Preliminary Awardee #1	Preliminary Awardee #1 Locations	Preliminary Awardee #1 BEAD Award	Preliminary Awardee #2	Preliminary Awardee #2 Locations	Preliminary Awardee #2 BEAD Award
Marshall 1	AT&T	859	\$10,844,288.46	Space Exploration Technologies Corp.	66	\$51,275.10
Marshall 2	AT&T	144	\$1,817,901.67	Space Exploration Technologies Corp.	19	\$14,412.39
Marshall 3	AT&T	4	\$50,497.27	Amazon Kuiper Commercial Services	13	\$7,800.00
Marshall 4	AT&T	361	\$4,557,378.50	Amazon Kuiper Commercial Services	161	\$96,600.00
Monroe 1	AT&T	1,254	\$3,785,953.15	Space Exploration Technologies Corp.	130	\$131,094.56
Montgomery 1	AT&T	158	\$2,367,453.80	Amazon Kuiper Commercial Services	19	\$11,400.00
Neshoba 1	AT&T	127	\$968,486.37	Amazon Kuiper Commercial Services	18	\$10,800.00
Neshoba 2	AT&T	1,830	\$13,308,433.69	Space Exploration Technologies Corp.	94	\$72,892.86
Newton 1	AT&T	286	\$4,836,878.67	Space Exploration Technologies Corp.	77	\$60,983.18
Newton 2	TEC of Jackson, Inc	537	\$9,649,804.00			
Newton 3	Amazon Kuiper Commercial Services	24	\$14,400.00			
Newton 4	Amazon Kuiper Commercial Services	56	\$33,600.00			
Noxubee 1	Space Exploration Technologies Corp.	82	\$95,250.95			
Noxubee 2	Amazon Kuiper Commercial Services	59	\$35,400.00			
Oktibbeha 1	Amazon Kuiper Commercial Services	104	\$62,400.00			
Panola 1	AT&T	278	\$1,848,450.55	Space Exploration Technologies Corp.	73	\$63,885.46
Pearl River 1	Amazon Kuiper Commercial Services	58	\$34,800.00			
Pearl River 2	CableSouth Media III, LLC d/b/a SwyftFiber	262	\$2,340,324.35			
Pearl River 3	CableSouth Media III, LLC d/b/a SwyftFiber	143	\$1,046,063.51	Amazon Kuiper Commercial Services	86	\$51,600.00
Pearl River 4	Space Exploration Technologies Corp.	107	\$89,166.67			
Perry 1	AT&T	143	\$1,250,486.75	Space Exploration Technologies Corp.	6	\$5,686.36
Perry 2	Franklin Telephone Co., Inc.	55	\$144,631.50	Space Exploration Technologies Corp.	4	\$3,200.00
Perry 3	Franklin Telephone Co., Inc.	383	\$1,904,755.00	Amazon Kuiper Commercial Services	16	\$9,600.00
Perry 4	Space Exploration Technologies Corp.	181	\$164,250.00			
Perry 5	Amazon Kuiper Commercial Services	31	\$18,600.00			
Pike 1	Conexon Connect LLC	1,817	\$4,979,240.25	Space Exploration Technologies Corp.	1	\$755.78
Pike 2	Conexon Connect LLC	343	\$2,308,557.75	Space Exploration Technologies Corp.	25	\$19,004.07
Pike 3	Conexon Connect LLC	79	\$100,000.50			
Prentiss 1	Amazon Kuiper Commercial Services	56	\$33,600.00			
Quitman 1	Amazon Kuiper Commercial Services	192	\$115,200.00			

Preliminary BEAD Awards as Submitted to NTIA

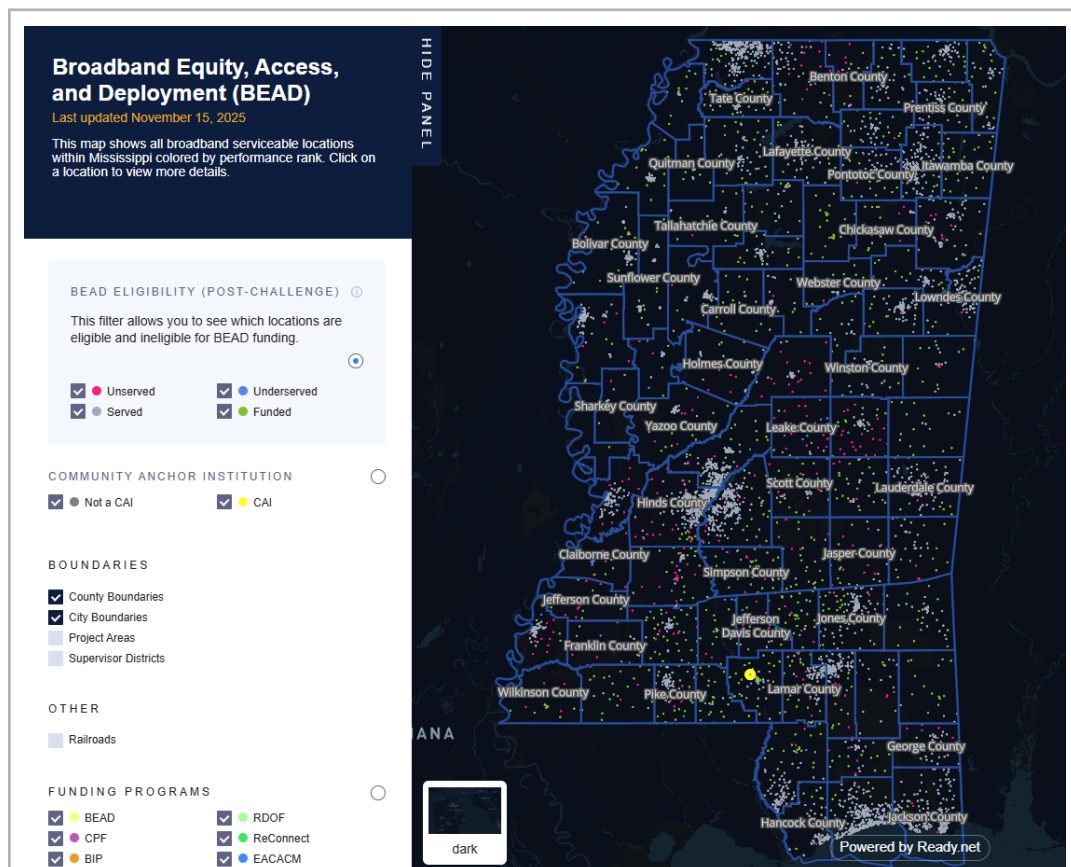
PAU Name	Preliminary Awardee #1	Preliminary Awardee #1 Locations	Preliminary Awardee #1 BEAD Award	Preliminary Awardee #2	Preliminary Awardee #2 Locations	Preliminary Awardee #2 BEAD Award
Quitman 2	Amazon Kuiper Commercial Services	138	\$82,800.00			
Rankin 1	AT&T	818	\$881,498.91	Space Exploration Technologies Corp.	34	\$42,455.50
Rankin 2	AT&T	1,233	\$10,348,193.72	Space Exploration Technologies Corp.	397	\$339,216.98
Rankin 3	Telepak Networks, Inc.	1,095	\$5,721,832.36	Space Exploration Technologies Corp.	35	\$31,360.19
Rankin 4	Comcast Cable Communications, LLC	1,515	\$2,716,182.00			
Scott 1	TEC of Jackson, Inc	81	\$-			
Scott 2	TEC of Jackson, Inc	715	\$5,026,243.00			
Scott 3	TEC of Jackson, Inc	354	\$2,542,397.00			
Scott 4	TEC of Jackson, Inc	151	\$1,358,856.00			
Scott 5	TEC of Jackson, Inc	130	\$769,065.00			
Scott 6	AT&T	65	\$360,133.63			
Simpson 1	TEC of Jackson, Inc	965	\$10,816,692.00	Space Exploration Technologies Corp.	1	\$776.07
Simpson 2	Comcast Cable Communications, LLC	189	\$556,946.00			
Simpson 3	AT&T	1,034	\$3,283,836.01	Space Exploration Technologies Corp.	241	\$193,601.51
Simpson 4	AT&T	838	\$2,944,473.02	Space Exploration Technologies Corp.	144	\$129,762.93
Simpson 5	Comcast Cable Communications, LLC	48	\$395,303.00			
Smith 1	TEC of Jackson, Inc	729	\$6,584,002.43			
Smith 2	TEC of Jackson, Inc	827	\$7,368,201.23			
Smith 3	TEC of Jackson, Inc	244	\$1,714,500.00			
Stone 1	AT&T	362	\$3,165,567.87	Space Exploration Technologies Corp.	34	\$25,824.84
Stone 2	AT&T	114	\$996,891.54	Amazon Kuiper Commercial Services	3	\$1,800.00
Sunflower 1	Amazon Kuiper Commercial Services	199	\$119,400.00			
Tallahatchie 1	Amazon Kuiper Commercial Services	94	\$56,400.00			
Tallahatchie 2	AT&T	60	\$120,000.00	Amazon Kuiper Commercial Services	17	\$10,200.00
Tallahatchie 3	AT&T	103	\$671,399.44	Amazon Kuiper Commercial Services	29	\$17,400.00
Tate 1	AT&T	73	\$525,148.13	Space Exploration Technologies Corp.	51	\$43,935.81
Tishomingo 1	Amazon Kuiper Commercial Services	117	\$70,200.00			
Tunica 1	AT&T	481	\$4,368,700.72	Amazon Kuiper Commercial Services	82	\$49,200.00
Tunica 2	Amazon Kuiper Commercial Services	27	\$16,200.00			
Walthall 1	Conexon Connect LLC	138	\$315,793.50	Amazon Kuiper Commercial Services	3	\$1,800.00

Preliminary BEAD Awards as Submitted to NTIA

PAU Name	Preliminary Awardee #1	Preliminary Awardee #1 Locations	Preliminary Awardee #1 BEAD Award	Preliminary Awardee #2	Preliminary Awardee #2 Locations	Preliminary Awardee #2 BEAD Award
Walthall 2	Conexon Connect LLC	550	\$2,364,092.25			
Warren 1	Franklin Telephone Co., Inc.	357	\$1,625,264.00	Amazon Kuiper Commercial Services	70	\$42,000.00
Warren 2	AT&T	1,774	\$4,628,834.41	Space Exploration Technologies Corp.	193	\$149,165.35
Warren 3	Franklin Telephone Co., Inc.	238	\$1,137,355.00	Space Exploration Technologies Corp.	19	\$14,250.00
Washington 1	AT&T	1,033	\$9,117,850.08	Amazon Kuiper Commercial Services	481	\$288,600.00
Wayne 1	Amazon Kuiper Commercial Services	109	\$65,400.00			
Wayne 2	Amazon Kuiper Commercial Services	210	\$126,000.00			
Webster 1	Bruce Telephone Company, Inc.	118	\$3,005,103.85	Amazon Kuiper Commercial Services	19	\$11,400.00
Wilkinson 1	Franklin Telephone Co., Inc.	51	\$168,436.00			
Wilkinson 2	Conexon Connect LLC	691	\$4,705,628.25	Space Exploration Technologies Corp.	13	\$9,874.64
Wilkinson 3	CableSouth Media III, LLC d/b/a SwyftFiber	404	\$3,201,163.85	Space Exploration Technologies Corp.	205	\$175,250.00
Winson 1	AT&T	886	\$4,832,482.67	Space Exploration Technologies Corp.	44	\$34,100.00
Yalobusha 1	AT&T	90	\$117,425.11	Amazon Kuiper Commercial Services	7	\$4,200.00
Yazoo 1	AT&T	1,424	\$9,033,428.18	Space Exploration Technologies Corp.	400	\$319,762.42
Yazoo 2	Amazon Kuiper Commercial Services	62	\$37,200.00			
Yazoo 3	AT&T	1,383	\$11,440,124.61	Space Exploration Technologies Corp.	265	\$202,933.02
Yazoo 4	Amazon Kuiper Commercial Services	90	\$54,000.00			

CONTINUED MAPPING OF MISSISSIPPI'S BROADBAND AVAILABILITY

BEAD program rules require that the state broadband office (BEAM) must create an address-level map of broadband availability and awarded federal funding for broadband expansion. BEAM now hosts one of the most detailed maps of Mississippi addresses with numerous filters to show speeds, technology, service providers, and funding programs. This detailed Mississippi map was recognized as one of the most transparent efforts by the AEI Federal Broadband Subsidies Report Card and is updated with new data at least twice per year as providers report newly built service areas. The map is easily accessible to the public for review at www.broadbandms.com/beadmap. BEAM used this map to determine eligibility for BEAD funding, as well as to draw project areas for eligible providers to apply for BEAD. An image of the map can be found below.



LETTER OF INTENT PROCESS

Prior to the opening of the BEAD application period, internet service providers were required to participate in a Letter of Intent Process to determine financial capability of potential BEAD applicants. The Letter of Intent process was conducted in late 2024, with a secondary opportunity in June of 2025 following updated BEAD guidance from NTIA. This process was contained solely in the BEAM grant portal and required data proving eligibility through financial and other required documentation.

APPLICATION PROCESS

BEAM originally opened applications for BEAD in late spring of 2025; however, the federal restructuring guidance issued from NTIA on June 6, 2025, required changes to the BEAD program – including an accelerated timetable, changes to the application scoring rubric, and more. Thus, BEAM closed the original application portal to make changes in accordance with the updated guidance, and the official application period was then open from July 3-17, 2025. Awards were made based on the lowest cost per passing for priority broadband projects.



BEAM hosted an event to discuss the intersection of broadband funding and policy in Mississippi. This event included representatives from agencies such as the U.S. Department of Agriculture, the Federal Communications Commission, the National Telecommunications and Information Administration (NTIA), the Mississippi Public Service Commission, the Office of Governor Tate Reeves, as well as BEAM staff and subcontractors, and local broadband providers.

FINAL PROPOSAL

NTIA required BEAM to submit a final proposal for BEAD by September 4, 2025. This final proposal included the results of the subgrantee selection process for approval by NTIA. Currently, NTIA is reviewing the final proposal to ensure the lowest net BEAD outlay, while still providing high-speed access to all unserved and underserved Mississippians.

The draft Final Proposal and list of preliminarily awarded providers from this report are also available at www.beam.ms.gov/bead/final-proposal. Once BEAM receives all approvals from NTIA, the approved Final Proposal and list of final awards will be posted to the same page; however, the easiest way for Mississippi residents to check which provider will receive BEAD funding to build service to their location is to check their address on the BEAD map available at www.broadbandms.com/beadmap.

BEAD OBJECTIVES FROM 2023-2024

Mississippi submitted its required five-year plan and an extensive Initial Proposal detailing how funding would be used. These documents were subject to approval by NTIA and included the structure and activities of the state broadband office (BEAM)², current and projected funding sources, data collection strategies, partnerships, alignment with other state agencies, stakeholder engagement strategies, identification of barriers and obstacles to service, key implementation strategies, expected costs, a timeline for universal service, a challenge process, and the methodology for subgrantee selection for funding. All these resources are discussed in the [2024 Annual Report](#) and are posted on www.beam.ms.gov/bead.

²In May of 2025, NTIA canceled the companion program to BEAD - the Digital Skills and Accessibility Program. Mississippi was to receive an initial \$10.7 million to teach digital skills and promote accessibility to Mississippi residents.



BEAM attends many conferences for groups such as the Mississippi Municipal League and the Mississippi Association of Supervisors to educate local leaders about upcoming broadband opportunities in their respective communities.



BEAM hosted Senator Roger Wicker and Federal Communications Commissioner Olivia Trusty in Jackson in August 2025 to discuss current and future broadband buildout.

CAPITAL PROJECTS

FUND (CPF)

To date, BEAM has made over \$154 million in preliminary and final determinations for the Capital Projects Fund (CPF), a broadband expansion grant program administered by the U.S. Department of Treasury and funded by American Rescue Plan Act (ARPA) funds. Mississippi was awarded \$162M with the majority of funding going toward large-scale infrastructure projects and a smaller amount earmarked for Public Wi-Fi projects. The CPF program designated 5% of administrative funding to fund salaries for BEAM and outside compliance, monitoring, engineering, and legal expenses. The U.S. Department of Treasury guidance requires all CPF funds to be spent by December 31, 2026.

BROADBAND INFRASTRUCTURE PROJECTS

In 2023 and 2024, BEAM began work on the CPF program and hosted two rounds of applications to award this funding to internet service providers to build large scale infrastructure projects. Demand far exceeded available funds. Between the two rounds of funding, BEAM received a total of 108 applications totaling \$691.3 million. After making preliminary awards and the statutory award comment and objection period, 49 projects were approved. A chart of these awards, including funding amount and number of anticipated locations to be served can be found in the following pages. In 2025, BEAM processed over \$8 million in reimbursement requests by providers under this program.

Please note that a small portion of CPF Infrastructure projects remain in the “Preliminary Determination” phase, as they are involved in ongoing litigation. These awards can be found in the chart on the following pages.

PUBLIC WI-FI PROJECTS

A smaller CPF category is funding public Wi-Fi projects. These awards provide free internet access for residents in public areas including town squares, parks, and libraries. Applicants were required to prioritize areas in Mississippi that are economically disadvantaged. The goal of this program is to create public spaces for individuals to access free Wi-Fi to be utilized for school, telehealth, or other uses. A brief description of the funding process is below, and a full list of awards can be found later in this section.

ROUND 1 & 2: In 2024, BEAM opened applications for the initial two rounds of funding and received a combined 12 applications totaling approximately \$878,000. After the statutory comment and objection period all twelve were approved. A full listing of these projects can be found later in this section.

ROUND 3: After awarding rounds 1 and 2, a portion of funding remained for public Wi-Fi, and BEAM opened applications in summer of 2025. BEAM made preliminary determinations for 20 projects totaling \$3.74 million. Ultimately, after the statutory comment and objection period, 15 projects totaling \$2.8 million were awarded.

CPF Infrastructure Projects

SUBRECIPIENT NAME	PROJECT NAME	PLANNED NUMBER OF SERVED LOCATIONS	OBLIGATION AMOUNT	PROJECT STATUS
Bay Springs Telephone Company, Inc. (d/b/a TEC)	Louin & Montrose	587	\$1,841,601.00	Less than 50 percent complete
BellSouth Telecommunications, LLC (d/b/a AT&T Mississippi)	DeSoto County C	1,211	\$1,611,260.00	Complete
BellSouth Telecommunications, LLC (d/b/a AT&T Mississippi)	DeSoto County D	588	\$869,300.00	Complete
BellSouth Telecommunications, LLC (d/b/a AT&T Mississippi)	DeSoto County E	495	\$1,011,220.00	Complete
BellSouth Telecommunications, LLC (d/b/a AT&T Mississippi)	Hinds2	796	\$2,250,000.00	Less than 50 percent complete
BellSouth Telecommunications, LLC (d/b/a AT&T Mississippi)	Leake	874	\$1,222,410.00	Less than 50 percent complete
BellSouth Telecommunications, LLC (d/b/a AT&T Mississippi)	Neshoba	690	\$1,315,000.00	Less than 50 percent complete
BellSouth Telecommunications, LLC (d/b/a AT&T Mississippi)	Rankin	715	\$3,100,000.00	Less than 50 percent complete
Bruce Telephone Company	Calhoun	106	\$1,382,190.00	Less than 50 percent complete
Cablesouth Media III (d/b/a SwyftConnect)	Amite County	493	\$3,531,035.00	Less than 50 percent complete
Cablesouth Media III (d/b/a SwyftConnect)	Fayette	984	\$2,636,900.00	Less than 50 percent complete
Cablesouth Media III (d/b/a SwyftConnect)	Mount Olive	506	\$1,392,481.00	Less than 50 percent complete
Cablesouth Media III (d/b/a SwyftConnect)	SouthwestMS	1,390	\$4,956,300.00	Less than 50 percent complete
Comcast Cable Communications, LLC	Madison County	3,296	\$4,900,000.00	More than 50 percent complete
Comcast Cable Communications, LLC	SE Rankin/NE Simpson Counties	2,608	\$6,235,890.00	Less than 50 percent complete
Comcast Cable Communications, LLC	South Central Hinds/NE Copiah Counties	1,584	\$4,567,130.00	Less than 50 percent complete
Comcast Cable Communications, LLC	Statewide Line Extension and Deployment	1,477	\$147,700.00	Less than 50 percent complete
Conexon Connect, LLC	Magnolia 1_15	840	\$1,566,000.00	Complete
Conexon Connect, LLC	Magnolia 2_13	657	\$2,772,150.00	Complete
Conexon Connect, LLC	Magnolia 3_14	992	\$3,201,160.00	Complete
Conexon Connect, LLC	Magnolia 7_10	857	\$3,168,920.00	Complete
DE Fastlink, LLC	Expansion Project	3,910	\$4,990,500.00	Less than 50 percent complete
First Light Fiber, LLC (d/b/a ACE Fiber)	Blue Springs DA ARPA	809	\$1,611,262.00	Complete
First Light Fiber, LLC (d/b/a ACE Fiber)	Hickory Flat DA ARPA	618	\$2,003,048.00	Complete

CPF Infrastructure Projects

SUBRECIPIENT NAME	PROJECT NAME	PLANNED NUMBER OF SERVED LOCATIONS	OBLIGATION AMOUNT	PROJECT STATUS
First Light Fiber, LLC (d/b/a ACE Fiber)	North Haven DA ARPA	509	\$1,678,430.00	Complete
Franklin Telephone Company, Inc.	Northwest Lincoln County	1,023	\$3,904,560.00	Less than 50 percent complete
Singing River Connect, LLC	Joe Batt - Feeder 1/3 FTTH Project	558	\$914,300.00	Complete
Singing River Connect, LLC	Kittrell	1,539	\$4,154,600.00	Complete
Tallahatchie Valley Internet Services, LLC	Yalobusha County	811	\$3,804,700.00	More than 50 percent complete
TEC of Jackson, Inc.	Lawrence County	1,111	\$2,599,407.00	Less than 50 percent complete
TEC of Jackson, Inc.	Scott & Leake	2,933	\$6,692,424.00	Less than 50 percent complete
Telepak Networks, Inc. (d/b/a C Spire)	Central	1,660	\$2,904,480.00	More than 50 percent complete
Telepak Networks, Inc. (d/b/a C Spire)	DeSoto County	838	\$2,256,270.00	Complete
Telepak Networks, Inc. (d/b/a C Spire)	Hinds 1	1,289	\$4,996,660.00	Less than 50 percent complete
Telepak Networks, Inc. (d/b/a C Spire)	Hinds 2	287	\$1,098,330.00	More than 50 percent complete
Telepak Networks, Inc. (d/b/a C Spire)	Hinds 3	935	\$4,345,290.00	More than 50 percent complete
Telepak Networks, Inc. (d/b/a C Spire)	Hinds 4	335	\$490,107.00	Less than 50 percent complete
Telepak Networks, Inc. (d/b/a C Spire)	Lamar	562	\$2,442,372.00	Less than 50 percent complete
Telepak Networks, Inc. (d/b/a C Spire)	Pinebelt	731	\$1,442,140.00	Less than 50 percent complete
Telepak Networks, Inc. (d/b/a C Spire)	Southwest	3,205	\$4,162,290.00	Less than 50 percent complete
Telepak Networks, Inc. (d/b/a C Spire)	Tate 1	815	\$4,085,800.00	Less than 50 percent complete
Telepak Networks, Inc. (d/b/a C Spire)	Tate 2	502	\$2,445,481.00	Complete
Uplink, LLC	Coahoma County Line Extensions	102	\$1,424,640.00	More than 50 percent complete
Uplink, LLC	Quitman County Line Extensions	125	\$785,710.00	Less than 50 percent complete
We Connect Communications, Inc. (d/b/a Arriva)	Buckhorn	145	\$1,565,820.00	Less than 50 percent complete
Totals for Projects Under Contact with BEAM		47,098	\$120,477,268.00	

CPF Preliminarily Awarded

Subrecipient Name	Project Name	Provisional Number of Planned Served Locations	Provisional Award Amount	Project Status
4 County Fiber, LLC	Ackerman	375	\$1,224,290.00	Completed*
4 County Fiber, LLC	South Macon	1,942	\$2,376,210.00	Completed*
CoastConnect, LLC	CoastConnect Project 1	2,585	\$1,652,531.00	Completed*
CoastConnect, LLC	CoastConnect Project 2	4,039	\$2,020,191.00	Completed*
CoastConnect, LLC	CoastConnect Project 3	2,608	\$2,887,324.00	Completed*
CoastConnect, LLC	CoastConnect Project 4	1,042	\$1,048,386.00	Completed*
NT Spark, LLC	Calhoun County	1,207	\$1,378,970.00	Completed*
NT Spark, LLC	Grenada Lake	1,134	\$1,687,630.00	Completed*
Tombigbee Fiber, LLC	Tombigbee Fiber- Fairview Project	1,239	\$2,052,630.00	Completed*
Tombigbee Fiber, LLC	Tombigbee Fiber-Itawamba North	889	\$1,196,610.00	Completed*
BellSouth Telecommunications, LLC (d/b/a AT&T Mississippi)	Marshall	1,617	\$3,100,000.00	Planning and design**
Tallahatchie Valley Internet Services, LLC	Panola County	735	\$3,190,383.00	Planning and design**
Tallahatchie Valley Internet Services, LLC	Tate County	1,073	\$4,937,172.00	Planning and design**
Totals for Projects Not Under Contract with BEAM as of 11.12.2025:		20,485	\$28,752,327.00	

*Litigation pending. No funding dispersed at present.

**Delayed by litigation now resolved. Awaiting Treasury guidance.

CPF WiFi Projects

Round	Subawardee	Project Name	Subaward Amount	Project Status
1	Aristotle Unified Communications Inc,	Tunica Expo Center (3 access points)	\$55,043.00	Under Construction
1	Aristotle Unified Communications Inc,	Tunica River Park (3 access points)	\$17,433.00	Under Construction
1	Mound Bayou Telephone & Communications, Inc.	Mound Bayou (5 access points)	\$214,704.00	Complete
1	Tombigbee Fiber LLC	Tombigbee Fiber, LLC Community Wi-Fi Application (65 access points)	\$107,130.00	Complete
1	Vicksburg Video, Inc	City of Vicksburg-Cablelynx (7 access points)	\$45,000.00	Complete
2	Aristotle Unified Communications L.L.C.	Bentonla Wi-Fi (3 access points)	\$338,725.00	Complete
2	BCI Mississippi Broadband, LLC d/b/a MaxxSouth Broadband	Oxford Aventura Park (2 access points)	\$36,958.00	Complete
2	BCI Mississippi Broadband, LLC d/b/a MaxxSouth Broadband	Oxford Square (10 access points)	\$204,544.00	Complete
2	BCI Mississippi Broadband, LLC d/b/a MaxxSouth Broadband	Ripley Downtown (2 access points)	\$68,357.00	Complete
2	BCI Mississippi Broadband, LLC d/b/a MaxxSouth Broadband	Starkville Downtown (2 access points)	\$43,107.00	Complete

Round	Subawardee	Project Name	Subaward Amount	Project Status
2	Tombigbee Fiber, LLC	Tombigbee Fiber, LLC Community WiFi Round 2 (12 access points)	\$33,478.00	Complete
2	Vicksburg Video, Inc	Vicksburg-Halls Ferry Park (2 access points)	\$15,508.00	Complete
3	TecInfo Communications, Inc.	Leland School Park (2 access points)	\$133,758.94	In design
3	TecInfo Communications, Inc.	Downtown Greenville (7 access points)	\$541,310.62	In design
3	TecInfo Communications, Inc.	Delta Regional Health - Greenville (7 access points)	\$275,571.45	In design
3	TecInfo Communications, Inc.	3rd St. - Leland (5 access points)	\$209,622.82	In design
3	Mound Bayou Telephone & Communications, Inc.	Mound Bayou Jerome St. (2 access points)	\$116,024.16	In design
3	Mound Bayou Telephone & Communications, Inc.	Mound Bayou Alcorn State Extension (2 access points)	\$137,229.33	In design
3	TecInfo Communications, Inc.	Highway 1 - Greenville (9 access points)	\$566,577.28	In design
3	Bruce Telephone Company, Inc.	City of Bruce Park (3 access points)	\$42,587.60	In design
3	BCI Mississippi Broadband, LLC d/b/a MaxxSouth Broadband	Amory Wi-Fi (5 access points)	\$106,587.00	In design
3	BCI Mississippi Broadband, LLC d/b/a MaxxSouth Broadband	Aberdeen Wi-Fi (3 access points)	\$222,577.91	In design
3	Tombigbee Fiber LLC	Tombigbee Fire & Parks (23 access points)	\$12,422.27	In design
3	BCI Mississippi Broadband, LLC d/b/a MaxxSouth Broadband	Kosciusko Wi-Fi (6 access points)	\$145,152.81	In design
3	BCI Mississippi Broadband, LLC d/b/a MaxxSouth Broadband	Houston Wi-Fi (2 access points)	\$113,175.72	In design
3	Tombigbee Fiber LLC	Downtown Tupelo (15 access points)	\$75,530.49	In design
3	Tombigbee Fiber LLC	Ballard Park - Tupelo (20 access points)	\$109,600.52	In design
Totals:		Access points: 227	\$3,987,715.92	



BROADBAND

INFRASTRUCTURE

PROGRAM (BIP)

The \$32.7 million in Broadband Infrastructure Program (BIP) funding awarded to BEAM in February 2022 was the first investment in Mississippi broadband administered by the BEAM office. This funding was provided by the National Telecommunications and Information Administration (NTIA), a division of the U.S. Department of Commerce. Over the course of the three years of this program, several project revisions have taken place to reach more households. In compliance with NTIA guidance, all 14 of the projects funded by BIP were completed by September 30, 2025.

BACKGROUND

Seven of the 14 total BIP projects were applied for and approved by NTIA in 2022, with an award of \$32.7 million being made to the State of Mississippi Public Utilities Staff to oversee the buildout and execution of these projects. Upon creation of BEAM during the 2022 legislative session, the BIP funding and oversight duties were transferred to BEAM in mid-2022.

In early 2023, additional funding became available that allowed for five new projects to be added to the BIP program, and in 2024, several BIP projects were completed under budget. As such, BEAM rescoped these funds to approve two small additional projects, bringing the total number of BIP projects to 14.

In rural Mississippi, providers must often be creative to ensure customers receive high-speed internet. Uplink has installed a dish on a local water tower to “beam” fixed wireless internet to customers.

As of the reporting date of September 30, 2025, BIP project totals are as follows:

595

**MILES OF FIBER
CONSTRUCTED**



8,975

**LOCATIONS WITH
AVAILABLE SERVICE**



2,102

**CUSTOMER
SIGN-UPS**



Rodrigo Apolinario (Federal Program Officer, NTIA Office of Internet Connectivity and Growth), Caleb Durden (Grants Analyst, BEAM), and Jay Clanton (Outside Plant Manager, Arriva/Bruce Telephone) on a site inspection in September 2025.

GRANT CLOSEOUT

While all 14 grant-funded projects have been completed and customers can now sign up for service, grant closeout tasks are still in progress.

As part of the grant closeout, NTIA conducted a site inspection of each of the 14 BIP projects. This included an in-person visit to each construction site, as well as a review of all grant documentation to review policies, controls, and monitoring procedures established for the grant. **NTIA commended BEAM's BIP monitoring program and has recommended it as a model for broadband expansion grant projects across the country.**

Additionally, BEAM and all grant subrecipients are working to provide final grant closeout documentation to NTIA to include a final federal

financial report, final performance technical report, and final property reporting forms. Final close-out documents are due to NTIA by January 28, 2026.

1. TEC - BAY SPRINGS/SMITH COUNTY:

Federal funding awarded: \$5,507,845

This project includes 137 miles of fiber to offer service to 805 households, 47 businesses, and 2 community anchor institutions.

2. BRUCE TELEPHONE COMPANY – CALHOUN COUNTY:

Federal funding awarded: \$7,625,074

This project includes 148 miles of fiber to reach areas of rural Calhoun County, including 1,123 unserved households, 134 businesses, and 6 community anchor institutions.

3. CABLESOUTH MEDIA III (SWYFTCONNECT) – COLLINS:

Federal funding awarded: \$1,335,289

The project consists of 25 miles of fiber/coaxial network in Covington County and passes 861 unserved households, 468 businesses, and 8 anchor institutions.

4. CABLESOUTH MEDIA III (SWYFTCONNECT) – POPLARVILLE:

Federal funding awarded: \$2,719,439

The project consists of 46 miles of aerial fiber and offers service to 1,119 households, 304 businesses, and 9 community anchor institutions.

5. C SPIRE – LIVINGSTON:

Federal funding awarded: \$489,074

The project includes nine miles of fiber in rural Madison County and offers service to 115 household locations and 36 businesses.

6. C SPIRE – MAYERSVILLE:

Federal funding awarded: \$800,279

This project consists of 14 miles of fiber and offers service to 7 household locations and 18 businesses. Additionally, CSpire used a portion of this funding to build 11 miles of middle-mile fiber to connect to the town of Mayersville, where CSpire continues to use private funding to connect customers within the town.

7. C SPIRE – WEST MADISON COUNTY:

Federal funding awarded: \$120,040

This project includes 3 miles of fiber to pass 14 homes and 17 businesses in western Madison County.

8. FRANKLIN TELEPHONE COMPANY – WEST LINCOLN COUNTY:

Federal funding awarded: \$3,557,556

The project includes 52 miles of buried fiber and covers portions of Lincoln County, including 265 household locations and 33 businesses.



A representative of CSpire shows a fiber distribution hub installed as part of the Mayersville BIP project.

9. FRANKLIN TELEPHONE COMPANY – BUDE:

Federal funding awarded: \$1,801,748

This project consists of 19 miles of buried fiber to approximately 616 households, 45 business locations, and 28 community anchor institutions.

10. FRANKLIN TELEPHONE COMPANY – LOWER MEADVILLE ROAD (LINCOLN COUNTY):

Federal funding awarded: \$97,047

This project consists of one mile of buried fiber in Lincoln County and offers service to approximately 19 households.

11. FRANKLIN TELEPHONE COMPANY – HIGHWAY 84 SOUTH:

Federal funding awarded: \$1,056,686

This project includes 14 miles of fiber passing 156 residences and 11 businesses in Lincoln County.

12. UPLINK, LLC - COAHOMA COUNTY:

Federal funding awarded: \$4,811,132

The project includes 114 miles of fiber to reach 1381 households, 459 businesses, and 58 community anchor institutions.



Swyft Connect staff demonstrate their fiber distribution hub to Sally Doty, Director of BEAM.

13. UPLINK, LLC – CLACK (TUNICA COUNTY):

Federal funding awarded: \$1,044,064

The project consists of 17 miles of fiber and offers service to 126 households, 166 businesses, and 98 community anchor institutions.

14. UPLINK, LLC – FISH CAMP (TUNICA COUNTY):

Federal funding awarded: \$540,742

The project includes six miles of fiber to offer service to 156 households, 13 businesses, and 16 community anchor institutions.

ENGINEERING

PARTNERS



BEAM oversees approximately 100 broadband projects in various stages of completion, not including the BEAD projects that will soon be approved. With this multitude of projects to oversee across the state of Mississippi, BEAM's staff of six relies on a team of outside engineers to monitor progress, troubleshoot issues, and ensure all broadband projects comply with both federal and state guidance.

BEAM works with several firms, Covington Engineering, Neel-Schaffer, Inc., and Waggoner Engineering, who share the duties of project oversight and compliance for all of Mississippi's broadband projects. Engineers assist providers and BEAM with nearly every portion of the project, and a brief description of duties is below.

- **Network Design** – While engineers do not design the broadband networks for internet providers receiving these grants, federal grant rules require an engineer to attest that the network has been reviewed and complies with all federal rules and regulations.
- **Permitting** – providers must often secure permits from towns and cities before fiber can be buried or strung on electric poles. Sometimes a provider may need special permits if they will be doing construction through a national forest or near a railroad. Engineers assist the providers with filing for and securing these permits.
- **Environmental** – Federally funded broadband programs must comply with the National Environmental Policy Act (NEPA). In Mississippi, there are several protected species that must be considered when designing broadband networks.
- **Construction Monitoring** – Engineering firms that work with BEAM typically have multiple office locations across the state and send staff from their closest branch to inspect construction sites to ensure federal compliance and monitoring standards are met.



Director Sally Doty addresses the crowd at the Cable Lynx ribbon cutting celebration for the CPF Public Wi-Fi project in Vicksburg.



Comcast representatives, local leaders and BEAM staff break ground on Comcast's Madison County CPF Project in December 2024.

Additionally, BEAM works with Michael Baker International for technical assistance in adjudicating service availability, locations, and determining priority broadband projects for BEAD.

ENGINEERING PARTNERS QUOTES

Neel-Schaffer, Inc.

The BEAM Office has provided strong leadership and guidance as Neel-Schaffer has worked with ISPs to design, construct, and ultimately connect users across the state through multiple federal funding sources. The collaboration between BEAM, Neel-Schaffer, and BDO has thus far navigated this relatively new process almost seamlessly, and we are excited to pursue future funding and projects with the same confidence and level of success.

Waggoner Engineering

Waggoner's partnership this year with the state office of BEAM has been a rewarding collaboration in expanding broadband network across Mississippi providing communities with high-speed internet. This shared purpose has delivered meaningful impact opening doors to education, healthcare, and economic opportunity. It has been an honor to support BEAM's mission of digital accessibility across the state.

Covington Civil and Environmental, LLC

Covington is proud to support the State of Mississippi and the BEAM Office in expanding broadband access throughout the communities we call home. These efforts play a vital role in fueling economic growth, elevating quality of life, and promoting equal opportunity where we live and work. Guided by a deep commitment to the well-being of all Mississippians, we look forward to progress ahead and in continuing to support the state in bridging the digital divide and building a more connected future.

Michael Baker International

We provide visionary leadership in facilitating transformational change for our clients. Our work delivers differentiating innovations and dedicated experts who challenge the status quo and share a world of diverse experience and an impassioned entrepreneurial spirit. We deliver quality of life.

MAPPING AND SOFTWARE DEVELOPMENT

READY.NET

Working primarily with state broadband offices across nearly 28 states, as well as consulting groups, internet service providers, and utility partners, Ready offers tailored solutions designed to support the software needs of state broadband offices and other utility frameworks.

To prepare for BEAD, Mississippi was required to map service availability down to the address level. BEAM contracted Ready.net to help create a user-friendly map for the BEAM office, the public, and internet service providers to use.



A large part of the partnership between BEAM and Ready has been a learning experience as Ready has tailored much of its software based on the work it has done with BEAM, refining its tools to handle the specific demands of government-led broadband funding initiatives. Through this work, Ready has played a key role in helping Mississippi improve connectivity and expand access for its residents.

Ready is particularly proud of performance testing, survey tools, and application module for Mississippi, all of which have been essential as BEAM has awarded Capital Projects Fund and BEAD funding. Throughout BEAD, reporting and compliance software developed by Ready will provide a more streamlined reimbursement process for providers and ensure compliance with federal requirements.

COMPLIANCE AND MONITORING

BDO

The total dollar amount of grants being overseen by the BEAM office is just shy of \$1.5 billion. With all eyes on the BEAM office to administer these funds through three grants with different rules, regulations, and reporting requirements, BEAM works closely with BDO to meet all reporting and compliance requirements. BDO was formerly known as HORNE, LLP, and assists clients tackling financial, regulatory, and operational challenges.



Specifically for BEAM, BDO serves as the program manager for BEAM's three funding streams: BEAD (more information on page 4), CPF (more information on page 9), and BIP (more information on page 12). BDO plays a vital role in overseeing the full grant life cycle, from application intake to closeout. The firm supports BEAM by conducting application reviews, performing risk and financial assessments, as well as other duties such as federal and state reporting, project management for subawards, and ensuring compliance across all programs.

The strong collaborative environment fostered between BEAM and BDO has allowed for a smooth process throughout the life cycle of each of the grants so far. Both parties are looking forward to our continued partnership, and the future achievements as we work together to ensure that the entire state of Mississippi has access to high-speed internet.